

SCHEMATIC DIAGRAM

2 DE SOUZA AVENUE

Floor/Unit	1	2	3	4	5	6	7	8
5	B9	B7	D2	B12	B8	A2	B10	B2c
4	B9	B7	D2	B12	B8	A2	B10	B2c
3	B9	B7	D2	B12	B8	A2	B10	B2c
2	B9	B7	D2	B12				
1	B9P	B7P	D2P	B12P				

6 DE SOUZA AVENUE

Floor/Unit	9	10	11	12	13	14	15	16
5	B2c	B10	A2	B12	B12	D2	B7	B9
4	B2c	B10	A2	B12	B12	D2	B7	B9
3	B2c	B10	A2	C5	B12	D2	B7	B9
2	B2c	B10	A2	B12	B12	D2	B7	B9
1	B2cP	B10P	A2P	C5P	B12P	D2P	B7P	B9P

8 DE SOUZA AVENUE

Floor/Unit	17	18	19	20	21	22
		PHD-1	PHD-1		PHD-1	PHD-1
5	B11	C3	C3	B12	C3	C3
4	B11	C3	C3	B12	C3	C3
3	B11	C3	C3	B12	C3	C3
2	B11	C3	C3	B12	C3	C3
1	B11P	C3P	C3P	A4sP	C3P	C3P

10 DE SOUZA AVENUE

Floor/Unit	23	24	25	26	27	28
		PHD-1	PHD-1			PHD-1
5	B11	C3	C3	B12	C3	C3
4	B11	C3	C3	B12	C3	C3
3	B11	C3	C3	B12	C3	C3
2	B11	C3	C3	B12	C3	C3
1	B11P	C3P	C3P	A4sP	C3P	C3P

12 DE SOUZA AVENUE

Floor/Unit	29	30	31	32	33	34	35	36	37	38
								PHE-2		
5	B2c	A1	B4	A1	B4	B1c	B6	D3	B7	B9
4	B2c	A1	B4	A1	B4	B1c	B6	D3	B7	B9
3	B2c	A1	B4	A1	B4	B1c	B6	D3	B7	B9
2	B2c	A1	B4	A1	B4	B1c	B6	D3	B7	B9
1	B2cP	A1P	B4P	A1P	B4P	B1cP	A3sP	D3P	B7P	B9P










14 DE SOUZA AVENUE

Floor/Unit	39	40	41	42	43	44	45	46
		PHD-2					PHE-1	
5	B9	C4	C1c	B6	B1c	C2c	D1	B9
4	B9	C4	C1c	B6	B1c	C2c	D1	B9
3	B9	C4	C1c	B6	B1c	C2c	D1	B9
2	B9	C4	C1c	B6	B1c	C2c	D1	B9
1	B9P	C4P	C1cP	A3sP	B1cP	C2cP	D1P	B9P

16 DE SOUZA AVENUE

Floor/Unit	47	48	49	50	51	52	53	54
		PHE-1					PHD-2	
5	B9	D1	C2c	B1c	B6	B7	C4	B9
4	B9	D1	C2c	B1c	B6	B7	C4	B9
3	B9	D1	C2c	B1c	B6	B7	C4	B9
2	B9	D1	C2c	B1c	B6	B7	C4	B9
1	B9P	D1P	C2cP	B1cP	A3sP			B9P

LEGEND

	1-BEDROOM		3-BEDROOM		PENTHOUSE 4-BEDROOM + FAMILY
	1-BEDROOM + STUDY		3-BEDROOM DELUXE		PENTHOUSE 5-BEDROOM + STUDY
	2-BEDROOM		4-BEDROOM		
	2-BEDROOM DELUXE				